



NATIONAL
RETAIL
SOLUTIONS


GET PERSONAL WITH YOUR
NRS POS System



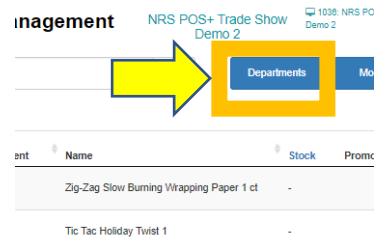
Customize your Departments on your POS:

1. LOG IN TO YOUR **MERCHANT PORTAL**


2. GO INTO **PRICEBOOK**



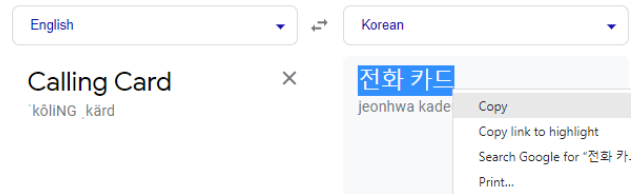
3. GO INTO **DEPARTMENTS**



4. CLICK **"Add Department"**



5. USING GOOGLE TRANSLATE –
COPY THE TRANSLATION



6. COPY AND PASTE TO YOUR MERCHANT PORTAL AND **CLICK OK** TO SAVE

Edit Department

Orig. Department Name: Calling Card 전화 카드

New Department Name: Calling Card 전화 카드

Use custom colors: ☐ No

Department Type: ☐ Product

Hide on Register: ☐ No

Show on App: ☐ No

Name on App: Calling Card 전화 카드

EBT eligible: ☐ No

(Please Enter age if this department needs age verification)

Minimum Age: yrs

