




NATIONAL
RETAIL
SOLUTIONS

Release Notes • Panther Tablet POS

Version 0.8.29

New Features

Summary	Details
Scan ID Functionality	<p>Users can now use the Scan ID feature to verify customer age for the purchase of age-restricted purchases.</p>  <p>See below for further details.</p>

Enhancements

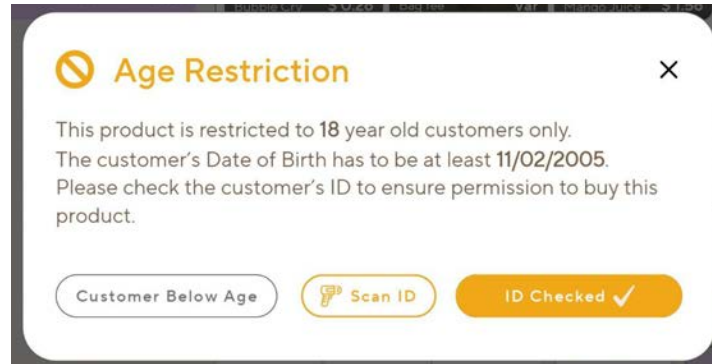
A number of bug fixes and minor enhancements have been made in this release, the following table summarizes the significant changes.

Summary	Details
Department creation is available when creating a new product	<p>Users now have the ability to create a new department during product creation, directly from the product creation form.</p> <p>See below for further details.</p>
Infrastructure upgrades	<p>Infrastructure upgrades have been made to prepare for the Cash Discount feature.</p>

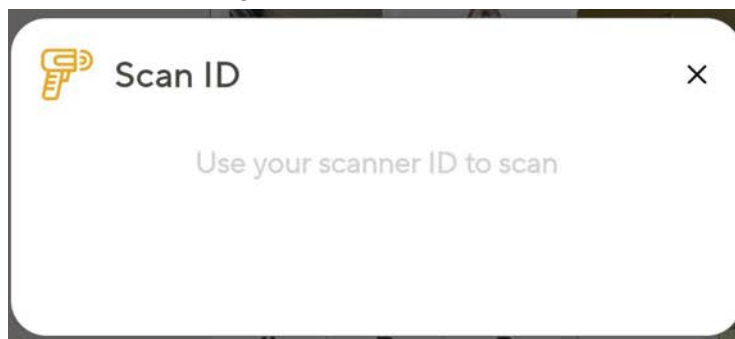
Features Details

Scan ID

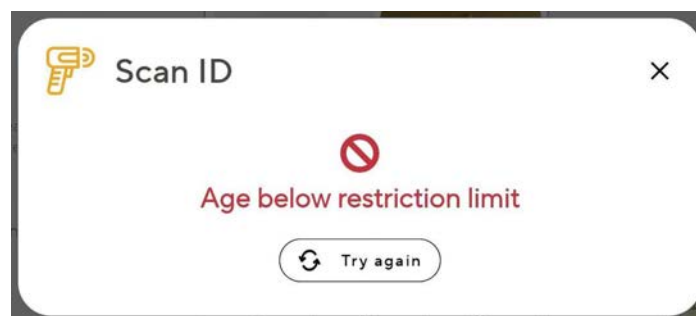
When adding a product with age restrictions, an age verification popup currently appears. A new button, **Scan ID**, has been introduced on this popup.



Tapping the **Scan ID** button allows the cashier to scan the consumer's ID; Panther POS then processes the scan and checks the age of the consumer.

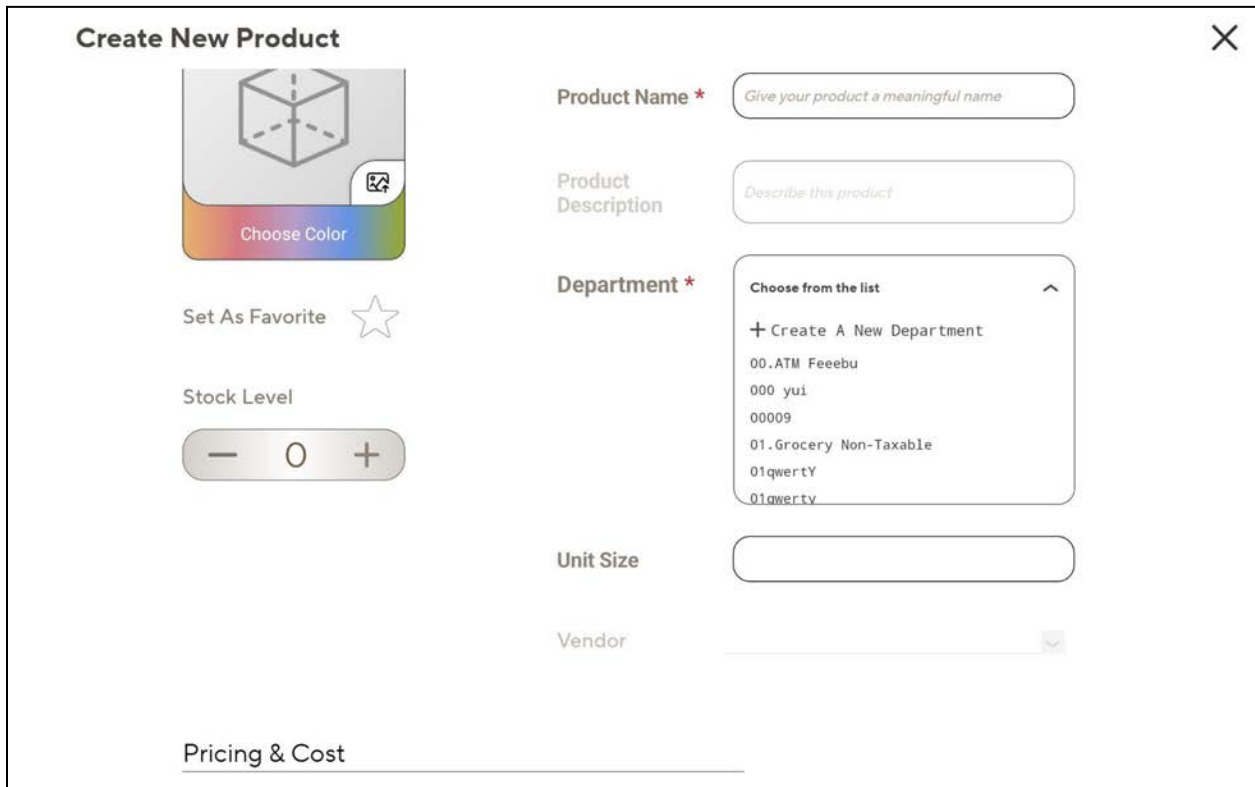


- If the consumer's ID verifies they are above the required age, the product is successfully added to the basket.
- If the consumer is below the restricted age, Panther displays a warning and prevents the product from being added to the basket.



Creating a new department while creating a product

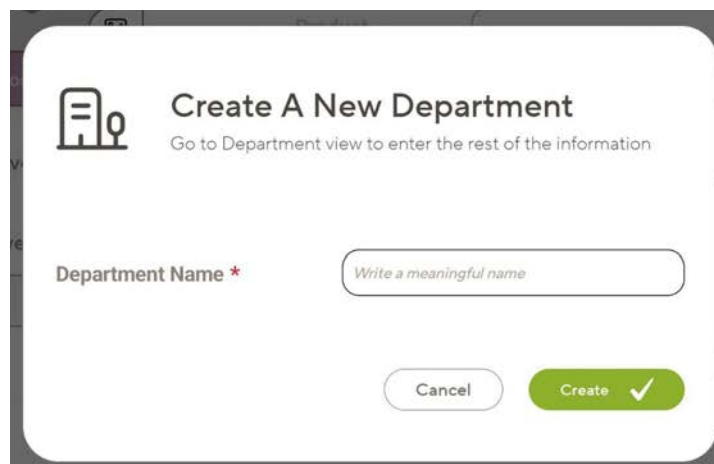
Currently, when a user starts creating a new product, he must associate the product with an existing department.



The screenshot shows a 'Create New Product' form with the following fields and options:

- Product Name ***: Text input with placeholder 'Give your product a meaningful name'.
- Product Description**: Text input with placeholder 'Describe this product'.
- Department ***: A dropdown menu with the following options:
 - Choose from the list (with an upward arrow)
 - + Create A New Department
 - 00.ATM Feeebu
 - 000 yui
 - 00009
 - 01.Grocery Non-Taxable
 - 01qwerty
 - 01qwerty
- Unit Size**: Text input.
- Vendor**: Dropdown menu.
- Choose Color**: A color selection tool.
- Set As Favorite**: A star icon.
- Stock Level**: A numeric input with minus, zero, and plus buttons.
- Pricing & Cost**: A section header at the bottom.

A new feature has been introduced that allows users to create a new department directly from the product creation form and subsequently assign the product to the newly created department.



The screenshot shows a 'Create A New Department' modal form with the following fields and options:

- Department Name ***: Text input with placeholder 'Write a meaningful name'.
- Cancel**: A button to cancel the operation.
- Create**: A green button with a checkmark to confirm the creation.