



NATIONAL
RETAIL
SOLUTIONS

NRS Panther Tablet POS Release Notes

Version 0.8.30 • 11/2023

New Features

The following new features have been introduced in this release:

Summary	Details
Panic Alarm	Paid Premium Feature. Users can now enable a panic alarm function for added security.
Open Cash Drawer	A new command feature allows users to open the cash drawer directly from the register.
Contact Support	Users now have easier access to support, including directly calling or messaging the support team via an in-app form.

Enhancements

A number of bug fixes and minor enhancements have been made in this release, the following table summarizes the significant changes.

Summary	Details
Premium Features Indicator	Premium features within Panther are now marked with a diamond icon, to help identify premium features that are currently provided free of charge.
Display quantity-price in the register	For products with a quantity-price (e.g. 1 item for \$2.00, 3 items for \$5.00), the quantity-price is now displayed in the product details pop-up in the register.
Infrastructure upgrades	Infrastructure preparations have been made for the upcoming Cash Discount feature.
Simplification of Register Interface	<ul style="list-style-type: none">The Print Basket option has been removed from the register.Non-functional buttons have been removed from the register (Orders Register options, Customer info, Customer tab).
Receipt Enhancements	Daily receipt numbers are now included on printed receipts.

Feature Details

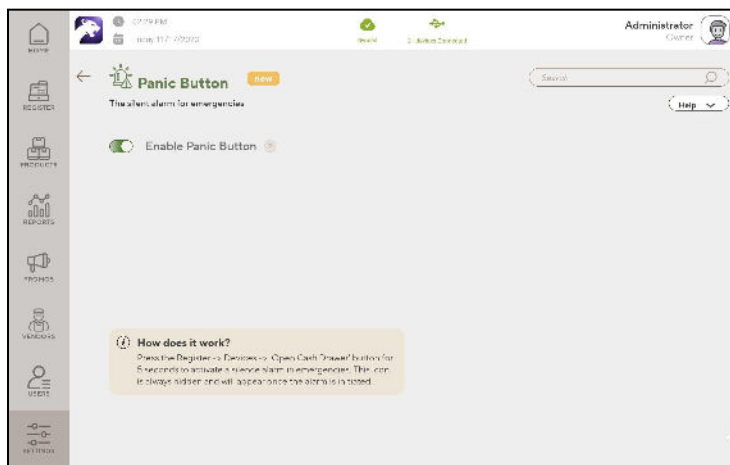
Panic Alarm

To access the Panic Alarm feature in Panther POS, users need to request and purchase the feature, following the same licensing and setup procedures currently employed for the classic POS

Configuration

The Panic Alarm is a premium feature and requires a paid premium license to operate it. Once a license has been obtained, the Panic Alarm can be activated from the settings menu.

Go to: Settings → Register settings.

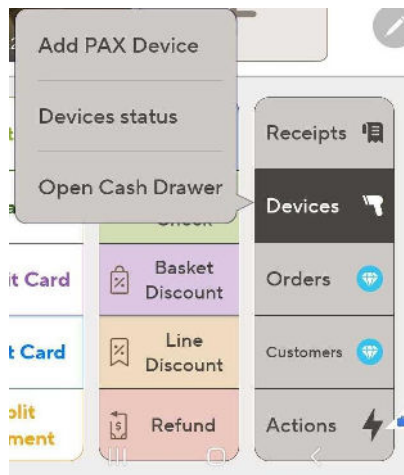


Using the Panic Alarm

The silent Panic Alarm is triggered from the register view as follows:

1. **Devices options → Open Cash Drawer.**
2. Hold down the **Open Cash Drawer** button for 5 seconds.

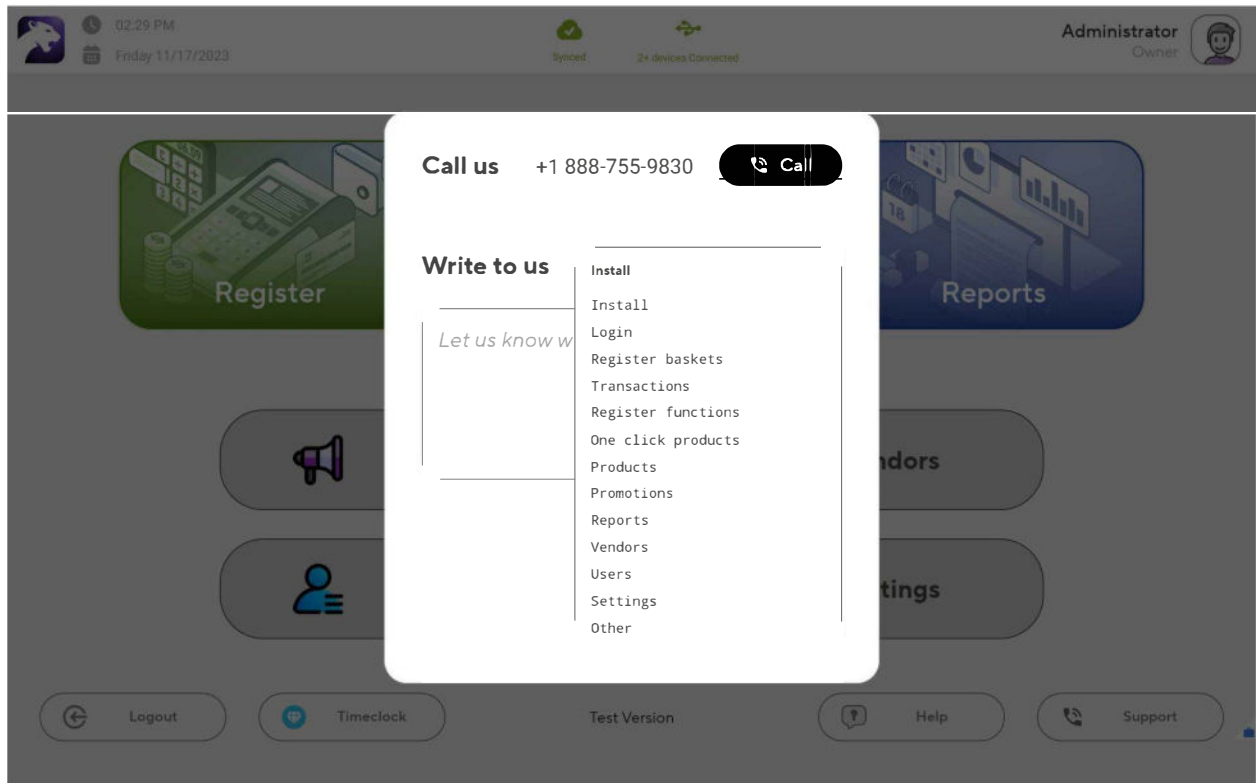
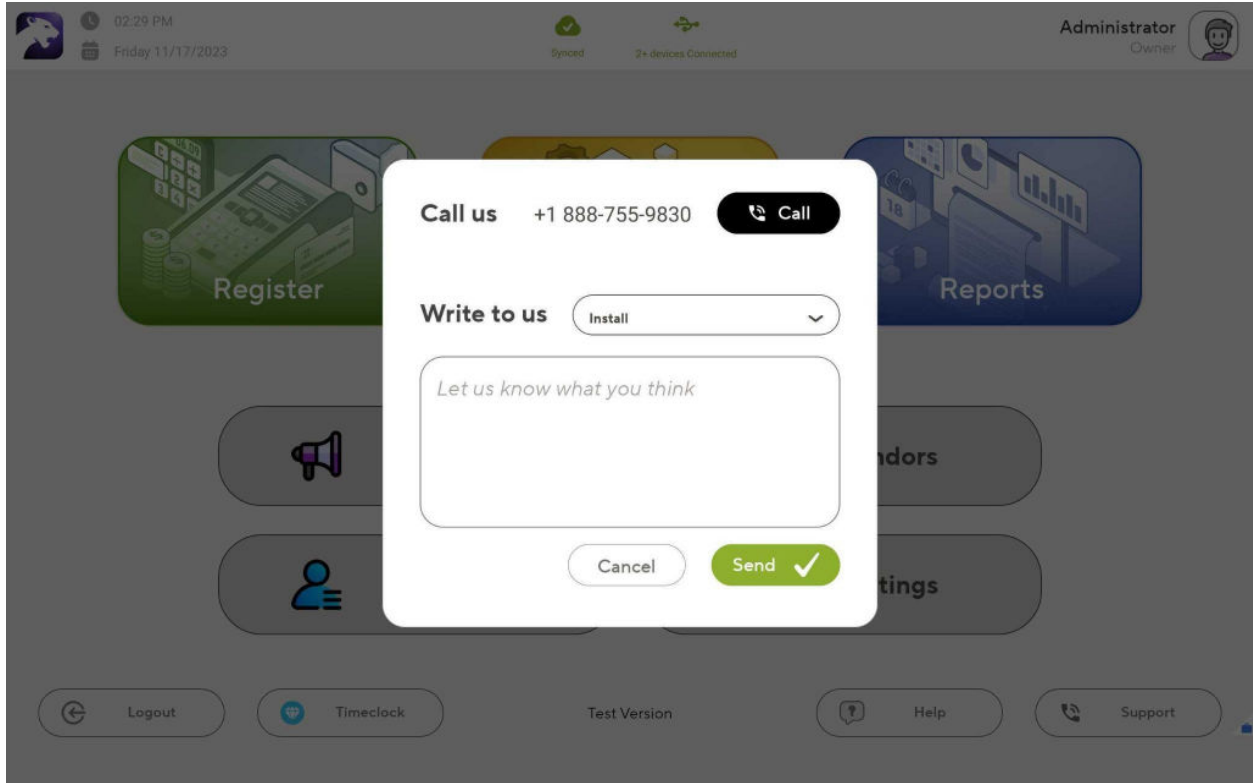
In addition to triggering the Panic Alarm, the cash drawer will open and Panther will log the action.



Contact Support

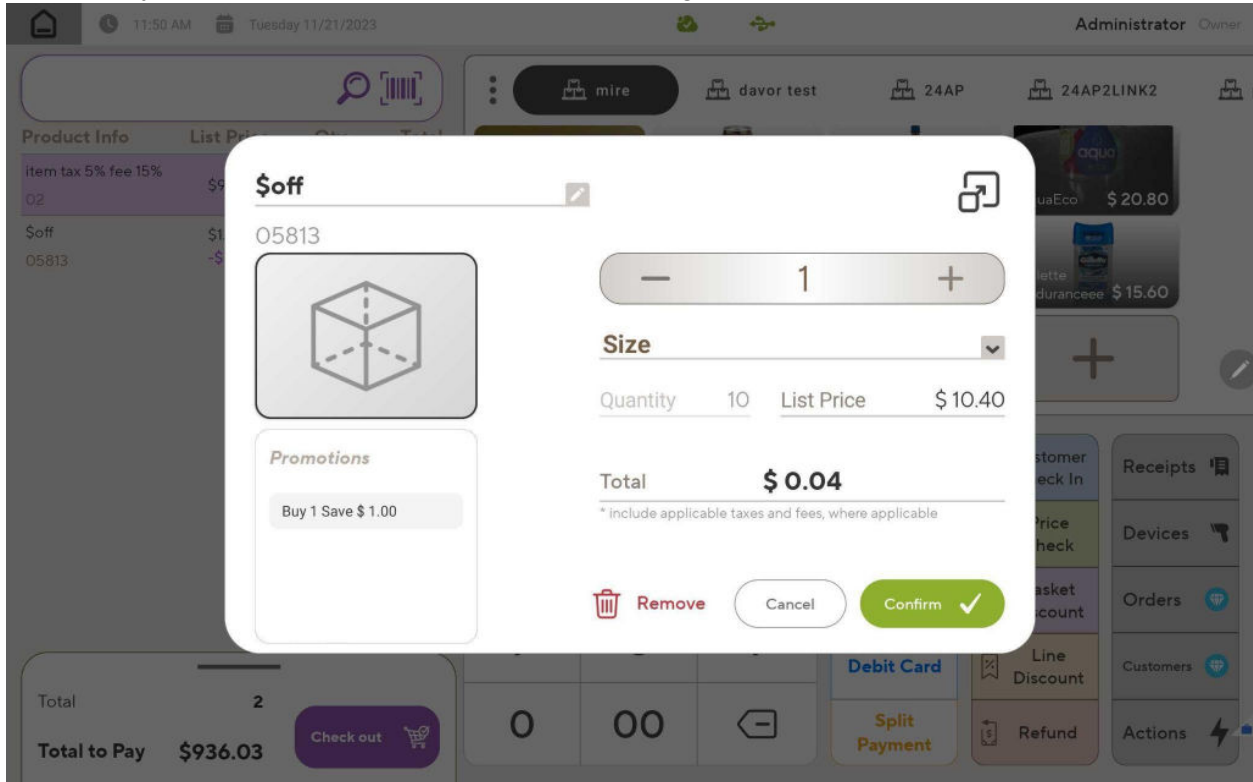
Users can now call the NRS support line directly from their tablet (if the device has the ability to make a phone call) and can send requests to the NRS support team using the support form.

These features can be accessed from the home screen and the settings screen.



Display Quantity-Price in the Register

For products with a quantity-price (e.g. 1 item for \$2.00, 3 items for \$5.00), the quantity-price is now displayed in the product details pop-up in the register.



Premium Features Indicator

Premium features within Panther are now marked with a diamond icon, to help identify premium features that are currently provided free of charge.

Here is how the Promotions main screen will be displayed after the update:

