



## **‘My NRS Store’ Merchant App**

### **April 2025 Release Notes**

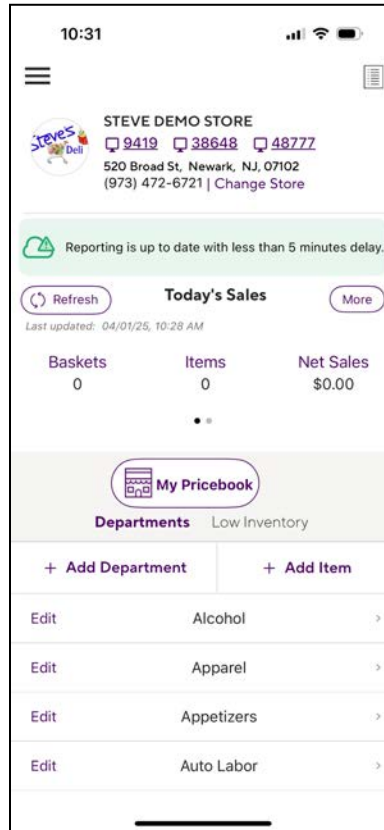
- **Selecting Images for the Pricebook**
- **Notifications for Migrated Users of Order Management**
- **DoorDash Sales Reporting Clarification**
- **User Permissions**
- **Pay in Store Online Order Reporting**

## Select Stock Image for Pricebook Items

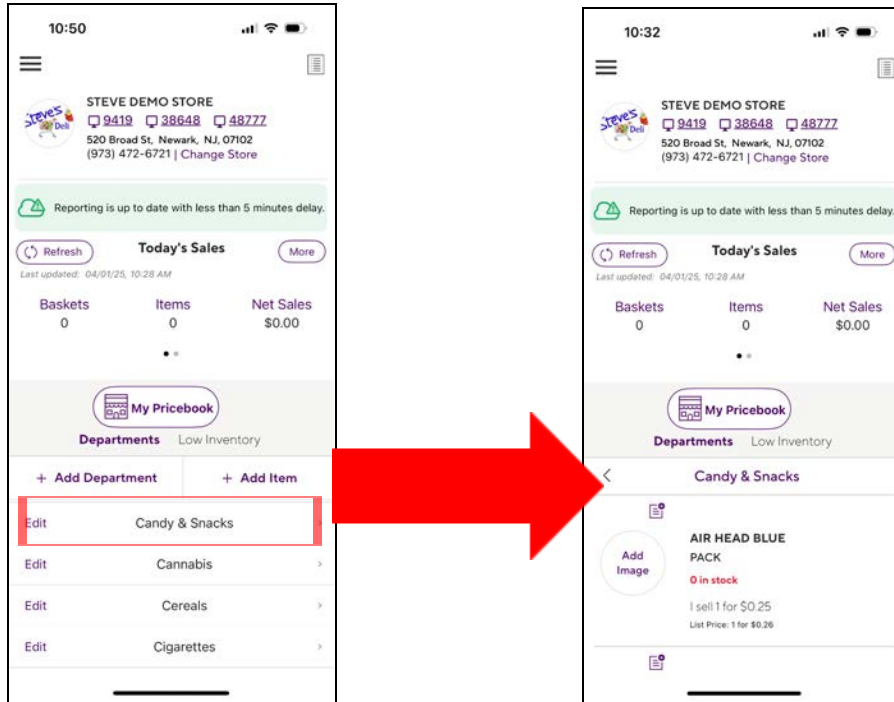
A new “**Select Stock Image**” feature has been introduced that provides you with a database of stock images for food items in your pricebook.

This enhancement is ideal if you prefer using stock images for classic prepared food items instead of taking your own photos.


Navigate to your store home page on the Merchant App on your device.



Select the department by scrolling up or down. For this we have selected the **Candy and Snacks** department and **Air Heads Blue** to add an image.




When you tap the **ADD Image** button you are presented with three options:

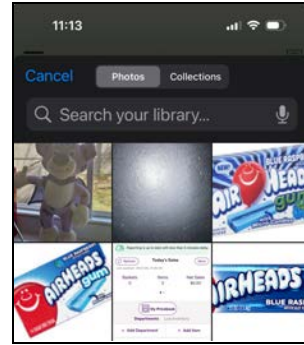


**Select Stock Image, Choose From Library and Take Photo.**


Choosing **Select Stock Image** navigates the user to a page where they can browse and search for images by name and category.



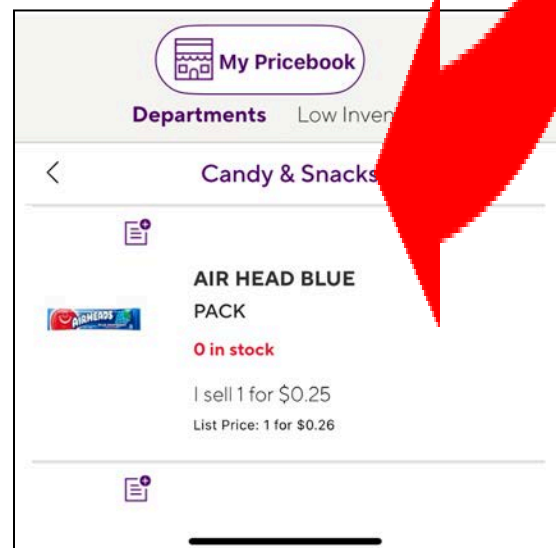
**Choosing from Library** will open up the photos on your device for you to scroll through and select an image that works best for the item.



Choosing **Take Photo** opens up the camera app on your device and you can take a picture on the spot, edit it and add it to the item.

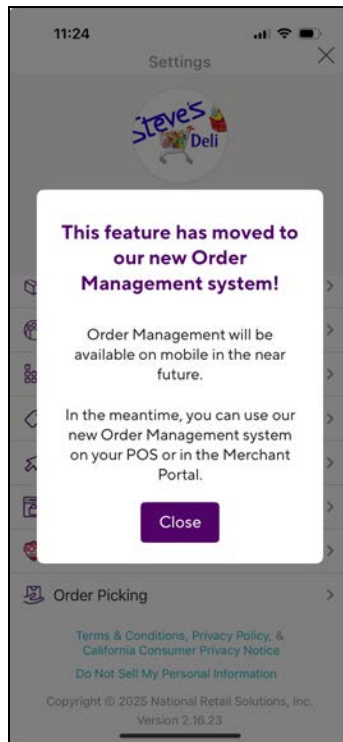


The selected image now shows next to the item. This image will carry over to the Kiosk and to the Panther and Panther Workstation

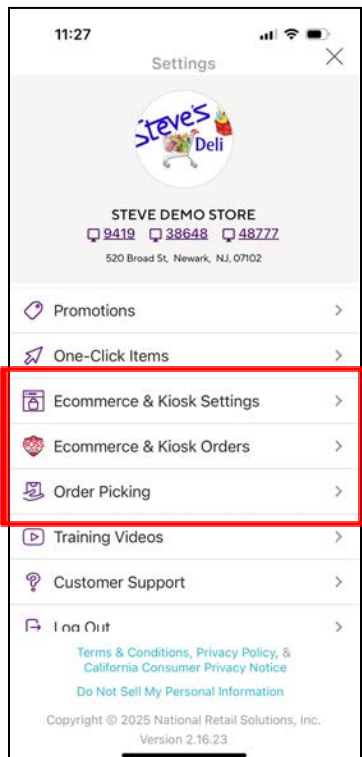


## Notification for Migrated Users

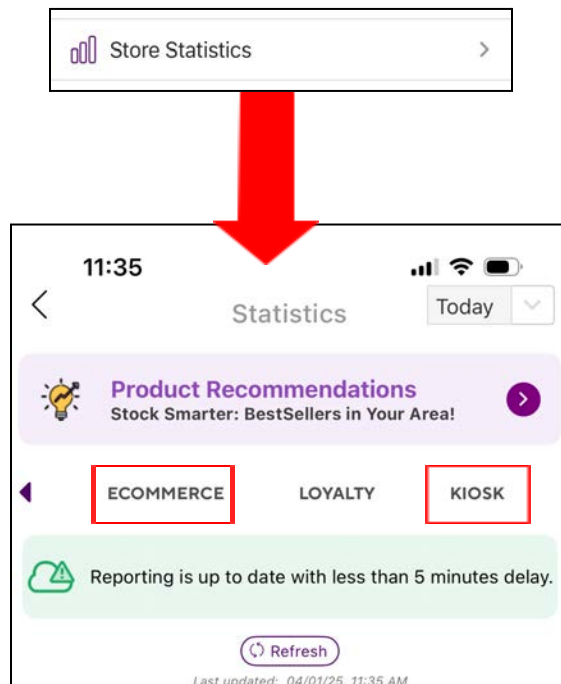
A notification has been added for stores that have been migrated to the new **Order Management system** so that **when a migrated user attempts to access any order management or fulfillment features on the My NRS App**, a popup alert appears with the following message:



This will display in the app when you select the following options in the settings menu:



and

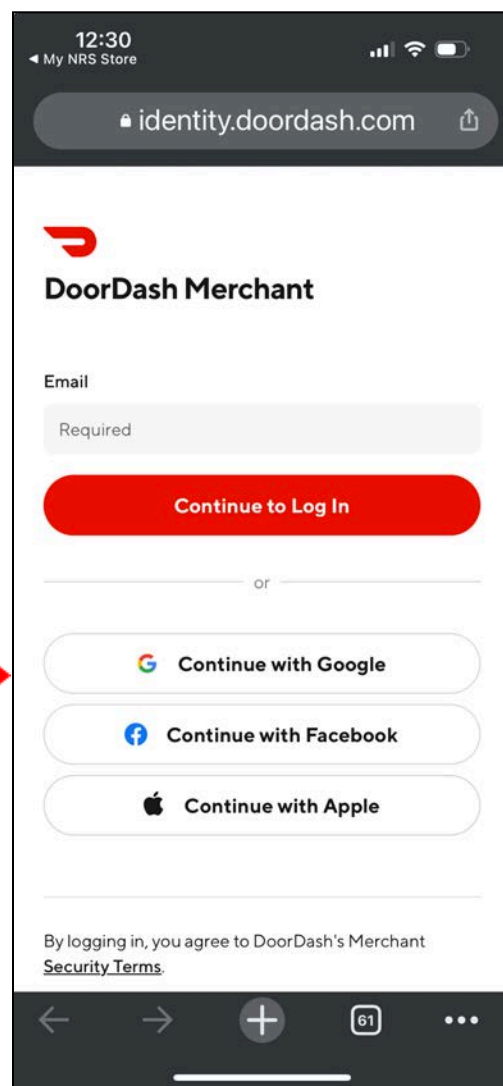
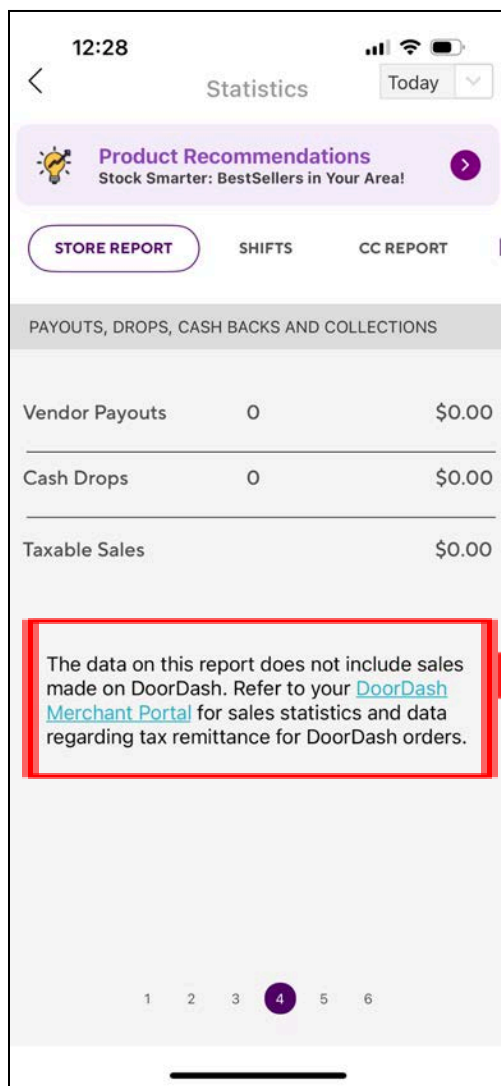


## Exclude DoorDash Sales Data from Reports

The reporting logic has been updated so that all DoorDash sales data is excluded from both the Store and Shift Reports.

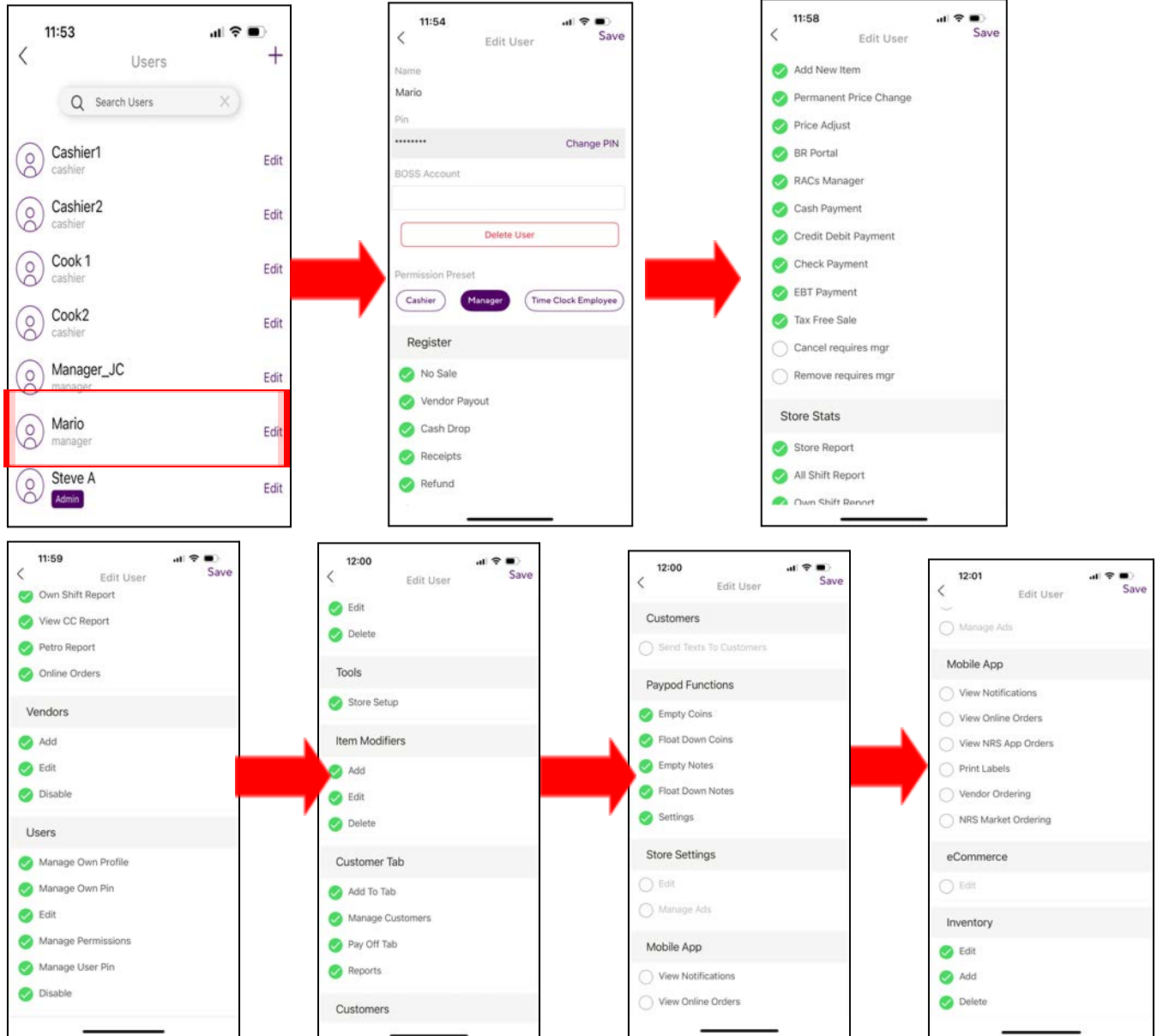
Previously, DoorDash baskets—whether processed via cloud or POS—were mixed with other sales data, potentially leading to inaccurate reporting.

**Note: In the Store Report, a note is now displayed for merchants holding the DoorDash integration license. This clarifies that DoorDash sales are omitted and advises users to refer to the DoorDash Merchant Portal for sales and tax remittance data.**



# User Permissions Fix

An issue where the Merchant App was not correctly applying user permissions has been fixed so that permissions now accurately reflect the roles and access rights for each user.



# Reporting Adjustments for “Pay Order at POS” Baskets

Currently on the new Order Management system, "Pay at POS Baskets" will appear on the Merchant Portal and Merchant App on Shift reports and Store Reports. Below screenshots.

**NOTE: Merchants on Ecommerce, Kiosk and DoorDash integration will need to refer to the Merchant portal for a complete capture of Store sales.**

12:25		
Steve A's Shift		
2025/04/01 11:22 AM - 11:22 AM		
Baskets	Items	Net Sales
0	0	\$0.00
Avg Items	Avg Sale	Scan Ratio
0	\$0.00	0%
CASH SUMMARY		
Cash In		\$0.00
Cash Gross Sales		\$0.00
Customer Account: Cash Pay Off		\$0.00
In-Store Cash Payments for Online Orders		\$0.00
Vendor Payouts	0	\$0.00
Cash Drops	0	\$0.00
Cash On Hand		\$0.00
PAYMENTS		
Method	Baskets	% Payments %

12:42	
Statistics	
Today	
Product Recommendations Stock Smarter: BestSellers in Your Area!	
STORE REPORT	
SHIFTS	
CC REPORT	
OTHER INFORMATION	
Online Orders (gross)	None
Club Redemptions	None
Points Redemptions	None
Pay with Points Redemptions	None
+ Refunds	\$0.00
Instore Promos	None
Instore Discounts	None
eWIC NTE Overcharge	None
GPI	None
Lottery Payout	None
Scratch Off Payout	None