


900i Reprogramming Directions

Step 1

To enter configuration mode



Next, scan to set the communication protocol.




Scan to exit the configuration mode.




Please note that after this scan you will hear a single beep that confirms that you can continue to Step 2

Step 2

To enter configuration mode




Next scan the code to Disable QR and Datamatrix codes.



This code should be scanned to cover the final configuration.

Scan to exit the configuration mode and the scanner will reset.



Please note that after this scan you will hear a single beep that confirms programming is complete.